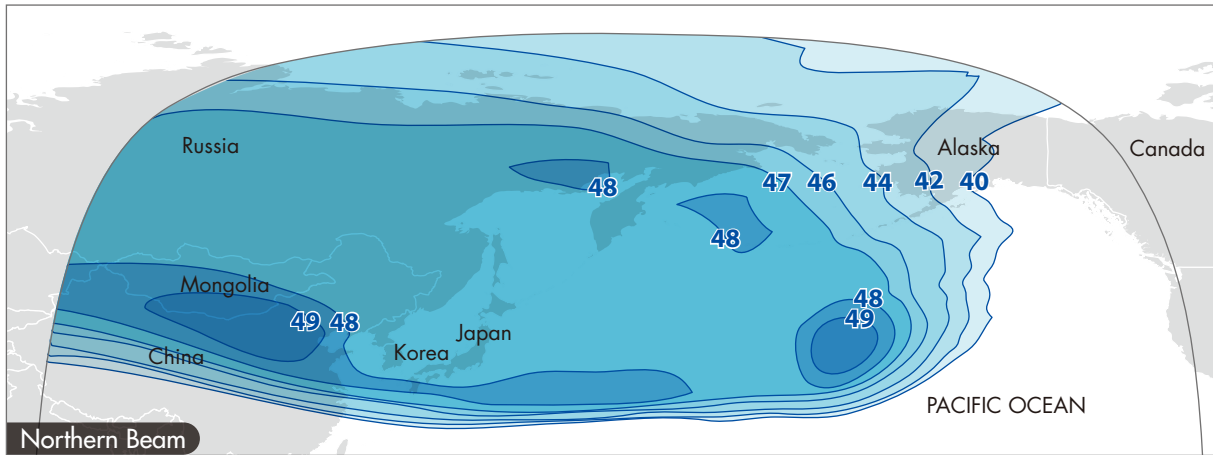


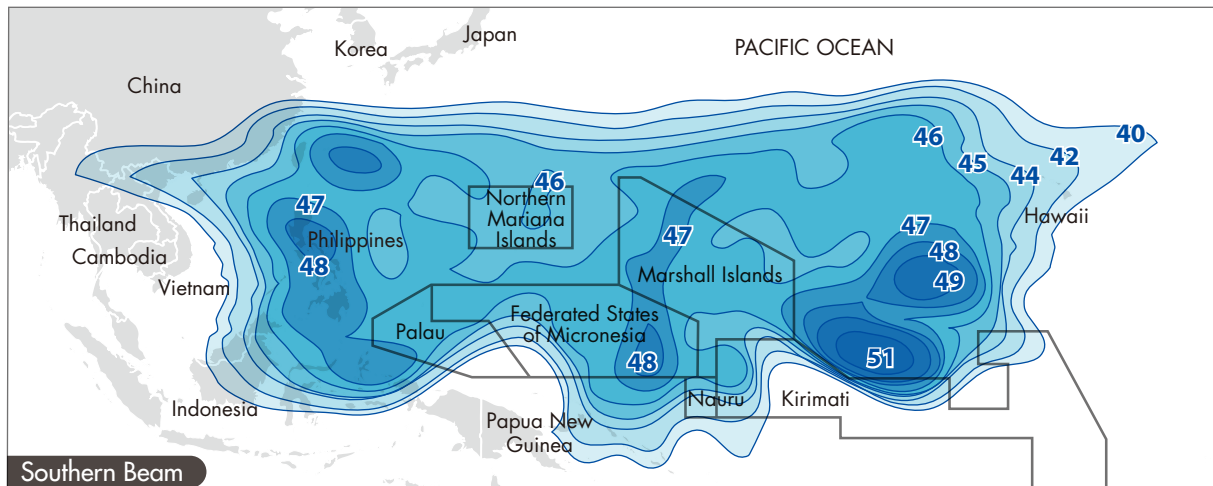
ABS-6 KEY HIGHLIGHTS

- ▶ ABS-6 is located at 159°E
- ▶ It covers the Pacific Ocean region and East Asia
- ▶ Its wide C & Ku coverage beams are suitable for VSAT services, TV distribution, IP trunking, cellular backhaul and maritime services
- ▶ ABS-6 is a Lockheed Martin A2100 AX satellite

KU BAND BEAMS

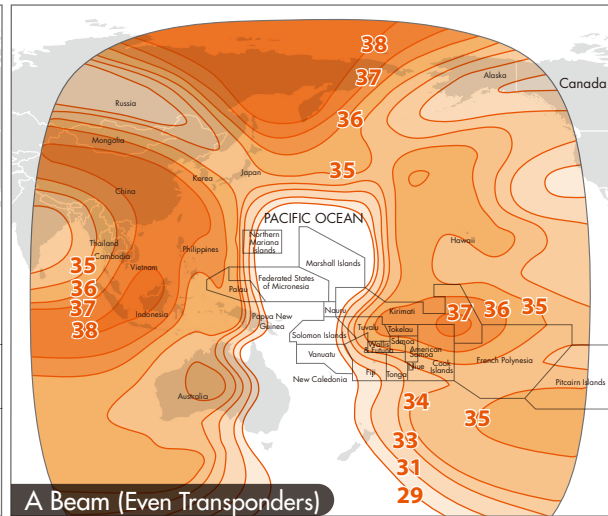
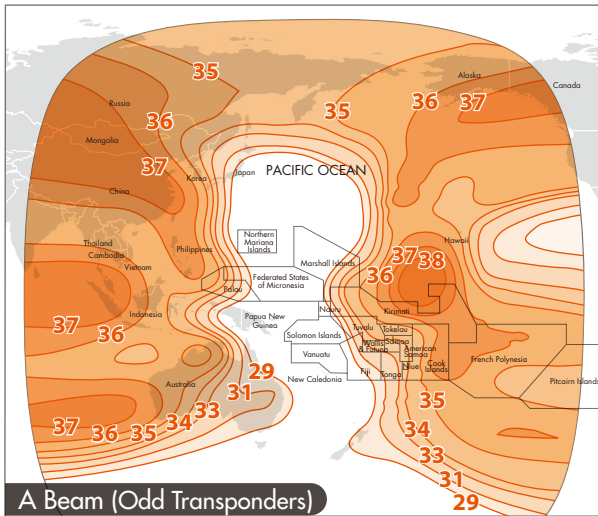


Ku-Band Transponders: 8 x 27 MHz Polarization: Vertical
 Uplink/Downlink Frequency: 13.750 – 14.500 / 10.900 – 12.750 GHz

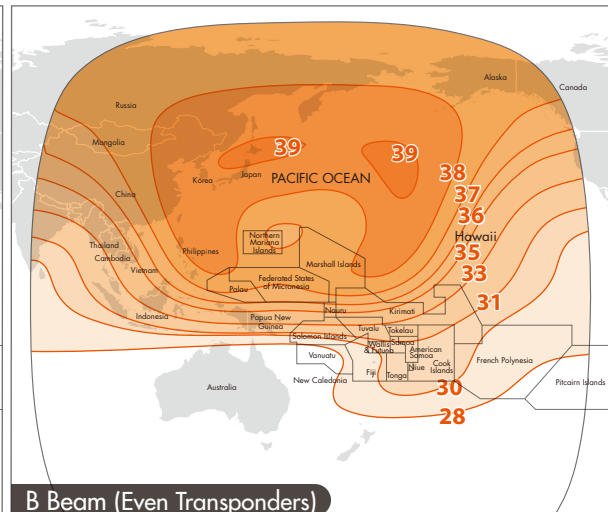
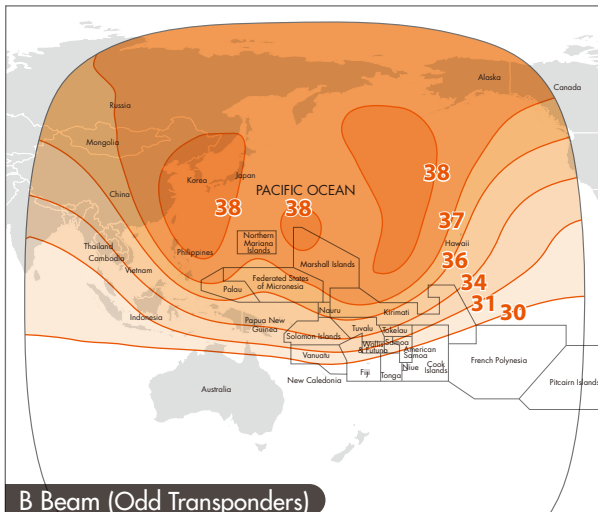


Ku-Band Transponders: 8 x 27 MHz Polarization: Horizontal
 Uplink/Downlink Frequency: 13.750 – 14.500/10.900 – 12.750 GHz

C BAND BEAMS



C-Band Transponders: 14 x 36MHz Polarization: Linear (H&V) Uplink/Downlink Frequency: 5.725 – 6.725 / 3.400 – 4.200 GHz



C-Band Transponders: 14 x 36MHz Polarization: Linear (H&V) Uplink/Downlink Frequency: 5.725 – 6.725 / 3.400 – 4.200 GHz

PARAMETER	C BAND	KU BAND
Number of Transponders	28	16
Transponder Bandwidth (MHz)	36	27
Uplink/Downlink Frequencies (GHz)	5.725–6.725/3.400–4.200	13.750–14.500/10.900–12.750
Uplink/Downlink Signal Polarization	Linear Cross-pol (H/V)	Linear Co-pol Northern Beam (V/V) Southern Beam (H/H)
Cross-Polarization Separation (dB)	30	30
EIRP (Peak Value) (dBW)	38 (A Beam) 39 (B Beam)	49 (Northern Beam) 51 (Southern Beam)
TWTA Size (Watts)	45	90 & 135 (Southern Beam)
TWTA Redundancy	2 groups of 16 for 14	2 groups of 11 for 8
Receiver Redundancy	4 for 2	4 for 2
Uplink SFD (dBW/m ²)	-97 to -75 (at -3 dB/K)	-92 to -70 (at -3 dB/K)
Gain Control Range	22dB in 2dB steps	22dB in 2dB steps
G/T at peak value (dB/K)	1 (A Beam) 0 (B Beam)	5 (Northern Beam) 6 (Southern Beam)